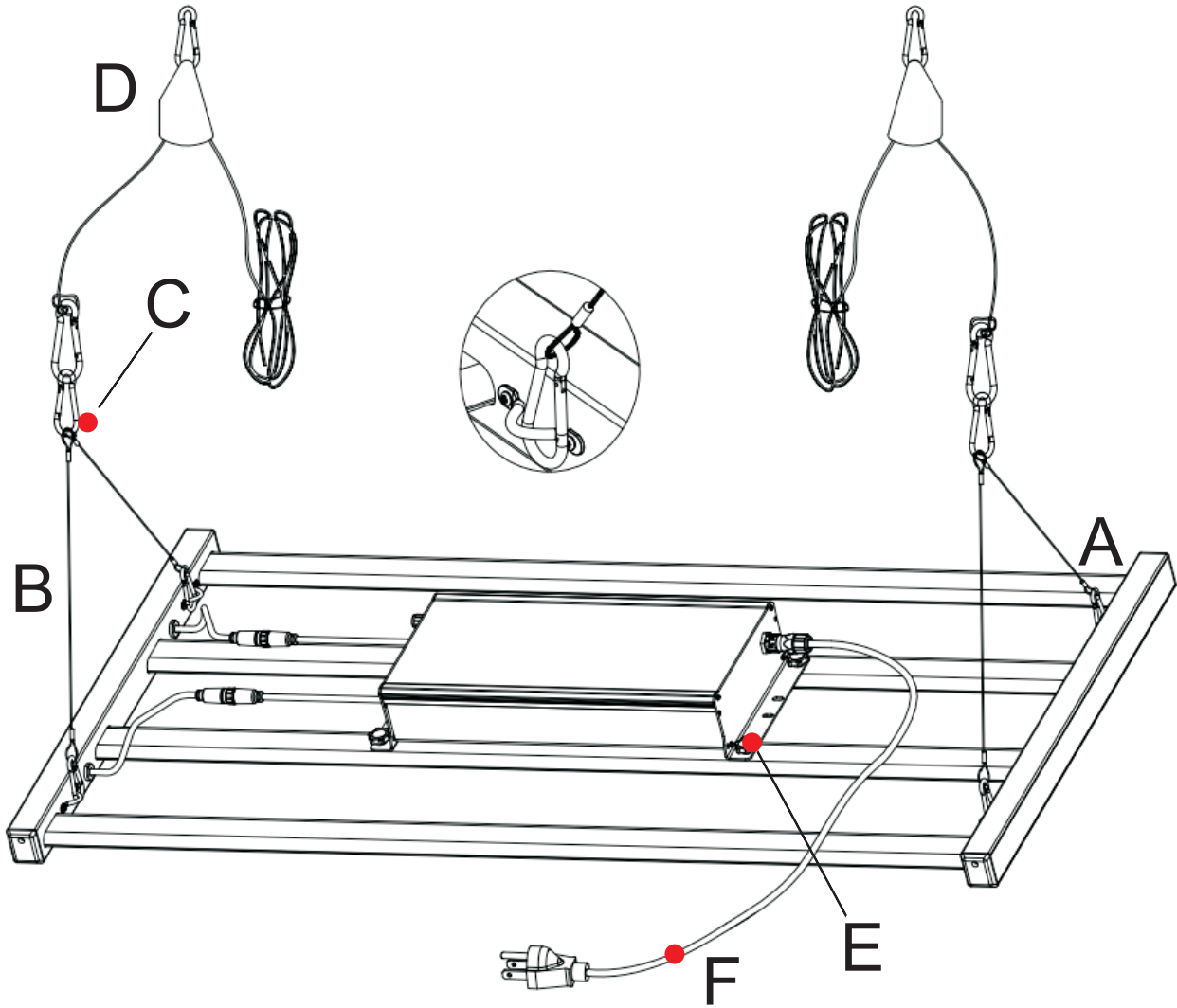


USER MANUAL



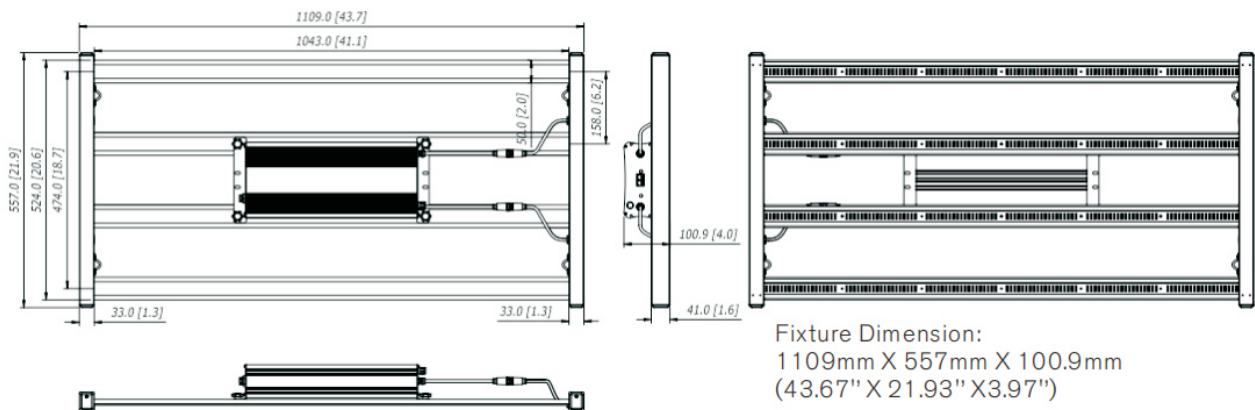
FC CE RoHS

Accessories Contents



- A: Metal Hanging Eye Bolt (4 pcs)
- B: 21.26" (54cm) Stainless Steel Ropes (4 pcs)
- C: Mounting Hooks (2 pcs)
- D: Adjustable Ratchet Hangers (2 pcs)
- E: Konb screws for Fixing LED Driver Box (4 pcs)
- F: AC Power Cord and Plug (1 pc)

Dimension & Weight



Fixture Dimension:
1109mm X 557mm X 100.9mm
(43.67" X 21.93" X3.97")

Luminaire		Driver Box	
Carton Size	118cm X 64cm X 25cm 46.46" X 25.2" X 9.84"	Carton Size	55cm X 53cm X 17cm 21.65" X 20.87" X 6.69"
Weight	10 kgs	Weight	8.4kgs
Qty. / Ctn.	2 pieces	Qty. / Ctn.	2 pieces

Safety Warnings

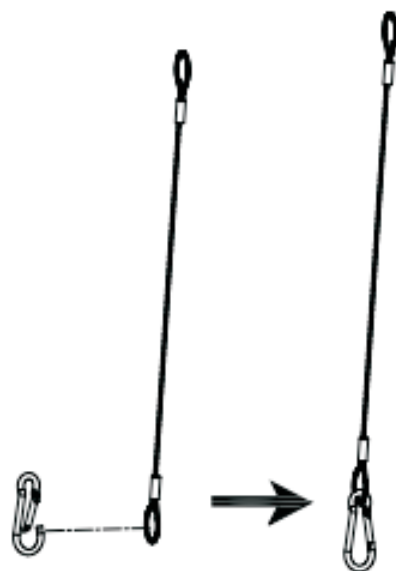
- Warning!** The installer is responsible for correct and safe installation.
- Warning!** Do not connect or disconnect the fixture with the driver box while under load.
- Warning!** Mount the system to something that can hold the weight of the LED fixture.
- Warning!** Do not touch the leds to avoid damage.
- Warning!** Switch off the mains power before installation.

①



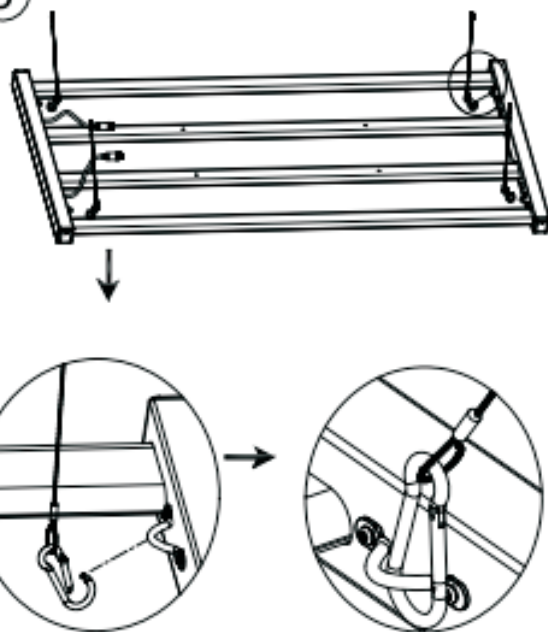
Take out the accessories from bags.

②



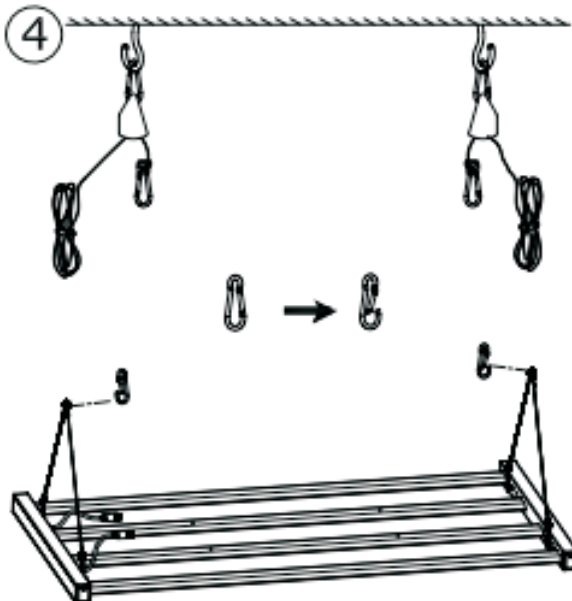
Connect mounting clips with steel ropes.

③



Snap mounting clips into fixture rails.

④



Hook steel ropes with ratchet hangers.

